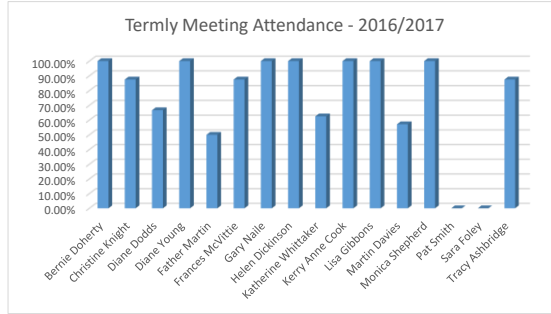


St Leonards Governor Attendance - 2016/2017

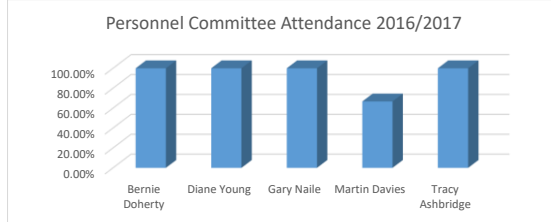
Termly

Name	Possible	Attended	Apologies	Absent	Ratio
Bernie Doherty	8	8	0	0	100.00%
Christine Knight	8	7	1	0	87.50%
Diane Dodds	3	2	1	0	66.67%
Diane Young	8	8	0	0	100.00%
Father Martin	2	1	1	0	50.00%
Frances McVittie	8	7	1	0	87.50%
Gary Naile	8	8	0	0	100.00%
Helen Dickinson	4	4	0	0	100.00%
Katherine Whittaker	8	5	3	0	62.50%
Kerry Anne Cook	4	4	0	0	100.00%
Lisa Gibbons	1	1	0	0	100.00%
Martin Davies	7	4	2	1	57.14%
Monica Shepherd	4	4	0	0	100.00%
Pat Smith	2	0	2	0	0.00%
Sara Foley	3	0	3	0	0.00%
Tracy Ashbridge	8	7	1	0	87.50%



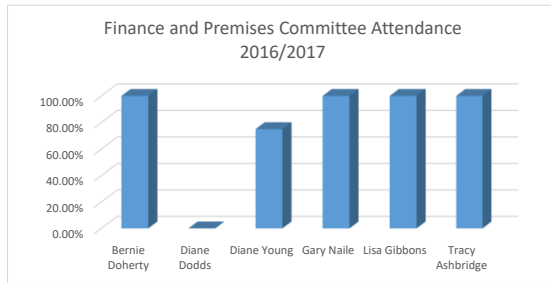
Personnel

Name	Possible	Attended	Apologies	Absent	Ratio
Bernie Doherty	7	7	0	0	100.00%
Diane Young	7	7	0	0	100.00%
Gary Naile	7	7	0	0	100.00%
Martin Davies	3	2	1	0	66.67%
Tracy Ashbridge	7	7	0	0	100.00%



Finance and Premises

Name	Possible	Attended	Apologies	Absent	Ratio
Bernie Doherty	4	4	0	0	100.00%
Diane Dodds	1	0	1	0	0.00%
Diane Young	4	3	1	0	75.00%
Gary Naile	3	3	0	0	100.00%
Lisa Gibbons	1	1	0	0	100.00%
Tracy Ashbridge	4	4	0	0	100.00%



Admissions

Name	Possible	Attended	Apologies	Absent	Ratio
Diane Young	1	1	0	0	100.00%
Gary Naile	1	1	0	0	100.00%
Helen Moran	1	0	1	0	0.00%
Lisa Gibbons	1	0	1	0	0.00%
Sara Foley	1	0	1	0	0.00%
Tracy Ashbridge	1	1	0	0	100.00%

