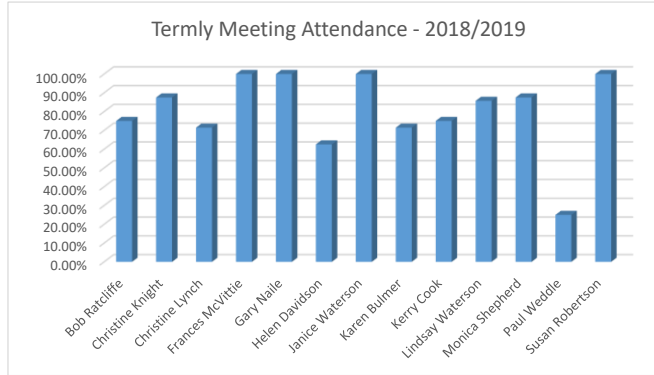


St Leonards Governor Attendance - 2018/2019

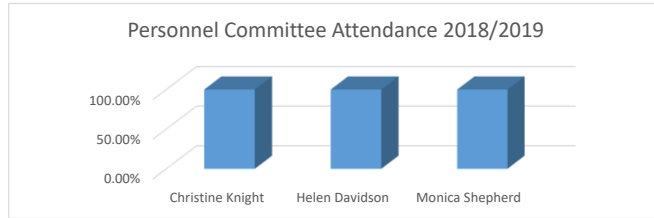
Termly

Name	Possible	Attended	Apologies	Absent	Ratio
Bob Ratcliffe	8	6	2	0	75.00%
Christine Knight	8	7	1	0	87.50%
Christine Lynch	7	5	2	0	71.43%
Frances McVittie	7	7	0	0	100.00%
Gary Naile	1	1	0	0	100.00%
Helen Davidson	8	5	3	0	62.50%
Janice Waterson	7	7	0	0	100.00%
Karen Bulmer	7	5	2	0	71.43%
Kerry Cook	8	6	2	0	75.00%
Lindsay Waterson	7	6	1	0	85.71%
Monica Shepherd	8	7	1	0	87.50%
Paul Weddle	8	2	6	0	25.00%
Susan Robertson	1	1	0	0	100.00%



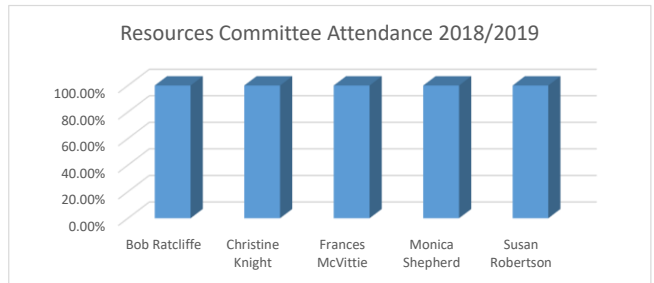
Personnel

Name	Possible	Attended	Apologies	Absent	Ratio
Christine Knight	1	1	0	0	100.00%
Helen Davidson	1	1	0	0	100.00%
Monica Shepherd	1	1	0	0	100.00%



Resources

Name	Possible	Attended	Apologies	Absent	Ratio
Bob Ratcliffe	2	2	0	0	100.00%
Christine Knight	2	2	0	0	100.00%
Frances McVittie	2	2	0	0	100.00%
Monica Shepherd	2	2	0	0	100.00%
Susan Robertson	1	1	0	0	100.00%



Admissions

Name	Possible	Attended	Apologies	Absent	Ratio
Christine Knight	1	1	0	0	100.00%
Helen Davidson	1	1	0	0	100.00%
Monica Shepherd	1	1	0	0	100.00%

